

S SIPMA

ENSILAGE BALER



SIPMA PL 7000 SILO

www.sipma.pl

ENSILAGE BALER SIPMA PL 7000 SILO

Ensilage balers are basic machines with the technology for ensiling the fodder in film sleeves. Their functionality makes them usable on farms around the world.

Ensilage baler SIPMA PL 7000 SILO is designed for high-compression filling of plastic sleeves with a length of 75 m and an adjustable diameter of 2.7 / 3.0 m with material intended for production of silage. Also maize green forage, wet grain, grass (pasture forage), lucerne and clover, beet pulp and brewer's grains can be used to fill the sleeves.

Through complete and homogeneous filling of the film sleeve, the user is able to obtain high-quality forage while minimizing losses. The perfect compression of plant material in the sleeve allows you to obtain a lasting silage.



APPLICATOR



ELECTRONIC CONTROL WITH WIRELESS REMOTE CONTROL

Ensilaging technology with an ensilaging press reduces the unit costs

compared to silage in silos, eliminating the need to compress the material and investment risk associated with building a silo.

Mobility of the baler


provides high flexibility of storage of the ensilaged material.

Wide belt feeder ¹

ensures easy loading of the material from the transporting equipment and great freedom in relation to the type of ensilaged forage.

Rotor with hydraulic braking system ²

provides very good compression of the ensilaged bulk, which provides the anaerobic conditions and the correct course of the fermentation process.




Interchangeable overlays of rotor teeth ³

allow you to extend the service life of the machine.

Electrohydraulic block ⁴

that operates all working elements of the machine provides consistent and optimum functions of the machine.



Electronic control ⁵


is responsible for adjustment and monitoring of the course of filling the sleeve with ensilaged material.

Functions of the electronic controller:

- control of the working elements of the machine;
- performing the automatic operation cycle of the machine;
- control of evenness of the sleeve filling by ensuring a constant speed of the conveyor feeding the material;
- visualization of the currently performed operation.

Ensilaging substances applicator ⁶

gives the possibility to add and mix well preservatives while packing it into the sleeve.





Foil sleeves 7

make the area of opening for taking forage much smaller than the area of extracting silage from silos, which minimizes losses when the sleeve is opened and the forage is taken from it.



MODEL		PL 7000 SILO
Foil sleeve diameter	m (ft)	2,7 / 3,0
Maximum sleeve length	m	75
Aplicator capacity	l	200
Feeder width	mm	2600
Tractor hydraulic pump efficiency	l/min	100 - 150
PTO rotation speed	rpm	1000
Maximum transport speed	km/h	25
Power demand	kW (HP)	160 (218)
Dimensions in working position		
length	mm	5800
width	mm	5600
height	mm	2960
Dimensions in transport position		
length	mm	7360
width	mm	2560
height	mm	3500
Weight	kg	6500



2 YEARS WARRANTY



PTO SHAFT INCLUDED IN PRICE

SIPMA

SIPMA S.A., ul. Budowlana 26, 20-469 Lublin, Poland
tel. (+48) 81 44 14 400, www.sipma.pl

Stamp of SIPMA Dealer

This publication does not constitute an offer within the meaning of the Civil Code and is published for information purposes. The manufacturer reserves the right to make changes.



Scan QR code by smartphone